

Scaled data based on original data using  
LM-79-08 Approved Method: Electrical and Photometric Measurements of Solid-  
State Lighting Products

Test Report Prepared for  
Cooper Lighting Solutions  
(formerly Eaton)

Brand: INVUE

Report Number: P141423

Luminaire Tested: **EMM-F01-LED-E1-SLL-8030**

Issue Date: 03/03/2020

**Test Information**

Test Method: LM-79-08  
Report Number: P141423  
REPORT IS SCALED FROM IESNA LM-79-08 TEST DATA (P33693)  
Test Lab: INNOVATION CENTER-P3  
Issue Date: 03/03/2020  
Manufacturer: COOPER LIGHTING SOLUTIONS (FORMERLY EATON)  
Product Line: INVUE  
Catalog Number: EMM-F01-LED-E1-SLL-8030  
Description: EPIC MODERN MEDIUM DECORATIVE LED LUMINAIRE  
(1) LIGHTBARS WITH AccuLED OPTICS - 90° SPILL LIGHT ELIMINATOR LEFT  
Light Source: (7) 3000K CCT, 80 CRI LEDs  
Ballast/Driver: -

**Summary**

Lumens per Lamp: N/A  
Luminaire Lumens: 1822.3 lumens  
Efficiency: N/A  
Efficacy: 70.4 lumens/watt  
Luminous Opening: Rectangular (W 0.17' x L: 1' x H: 0')  
IES Classification: Type IV - Short - Non-Cutoff  
BUG Rating: B0 - U0 - G1

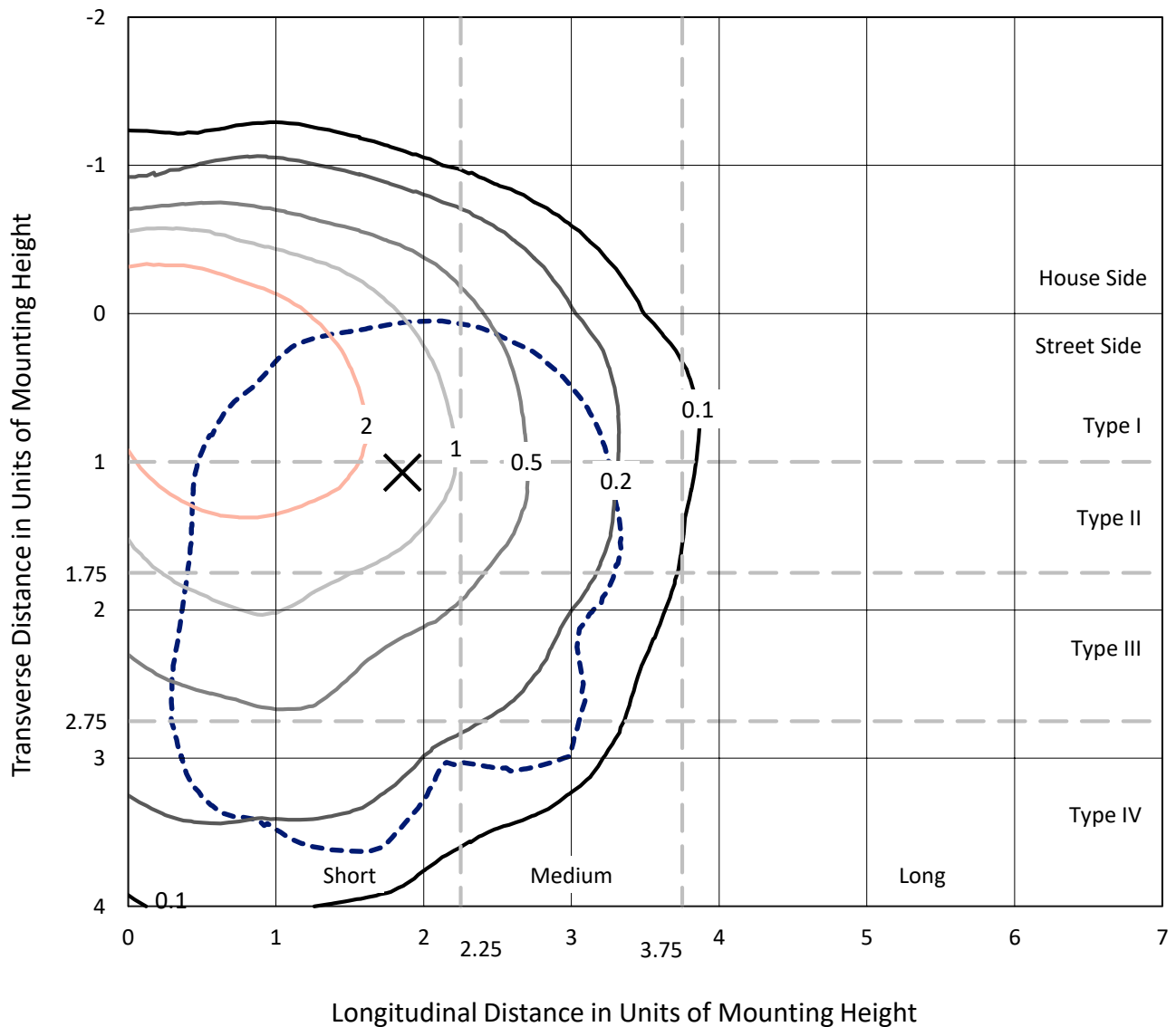
Input Watts (W): 25.9  
Input Voltage (V): NR  
Input Current (Ain): NR  
Voltage Rise (V): NR  
Power Factor: NR  
Total Harmonic Distortion (THDi): NR  
Frequency (hertz): 60  
Stabilization Time: NR  
Operation Time: NR  
Ambient Temperature (°C): NR  
Test Distance: 25 FT



REPORT NUMBER: P141423  
 CATALOG NUMBER: EMM-F01-LED-E1-SLL-8030

### Iso-Footcandle Lines of Horizontal Illumination

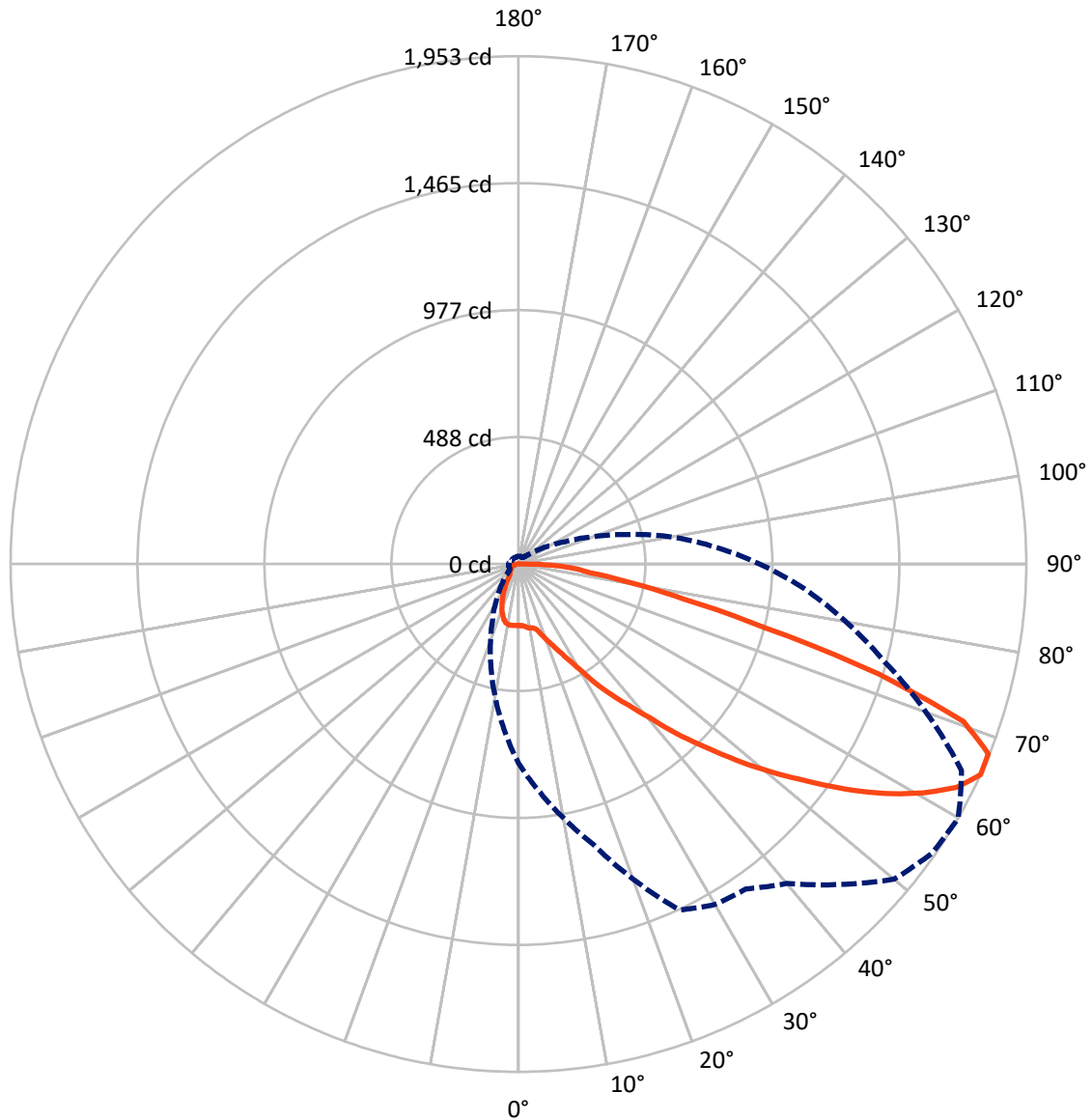
× Max cd  
 - - - 1/2 Max cd



Based on 10 foot mounting height. Maximum calculated value = 3.8 fc  
 Type IV - Short - Non-Cutoff

REPORT NUMBER: P141423  
CATALOG NUMBER: EMM-F01-LED-E1-SLL-8030

### Luminous Intensity Polar Plot



— Vertical Plane Through 60-Deg Lateral      - - - Horizontal Cone Through 65-Deg Vertical

REPORT NUMBER: P141423

CATALOG NUMBER: EMM-F01-LED-E1-SLL-8030

**FLUX DISTRIBUTION:**

		Downward	Upward	Total
<b>House Side</b>	Lumens	338.0	0.0	338.0
	% Fixture	18.5	0.0	18.5
<b>Street Side</b>	Lumens	1484.3	0.0	1484.3
	% Fixture	81.5	0.0	81.5
<b>Total</b>	Lumens	1822.3	0.0	1822.3
	% Fixture	100.0	0.0	100.0

**ZONAL LUMENS:**

Zone	Lumens	% Fixture
0°-10°	22.9	1.3
10°-20°	68.8	3.8
20°-30°	114.4	6.3
30°-40°	167.2	9.2
40°-50°	254.3	14.0
50°-60°	365.5	20.1
60°-70°	449.4	24.7
70°-80°	300.7	16.5
80°-90°	79.1	4.3
90°-100°	0.0	0.0
100°-110°	0.0	0.0
110°-120°	0.0	0.0
120°-130°	0.0	0.0
130°-140°	0.0	0.0
140°-150°	0.0	0.0
150°-160°	0.0	0.0
160°-170°	0.0	0.0
170°-180°	0.0	0.0
0°-90°	1822.3	100.0
0°-180°	1822.3	100.0

**Coefficient of Utilization**



REPORT NUMBER: P141423

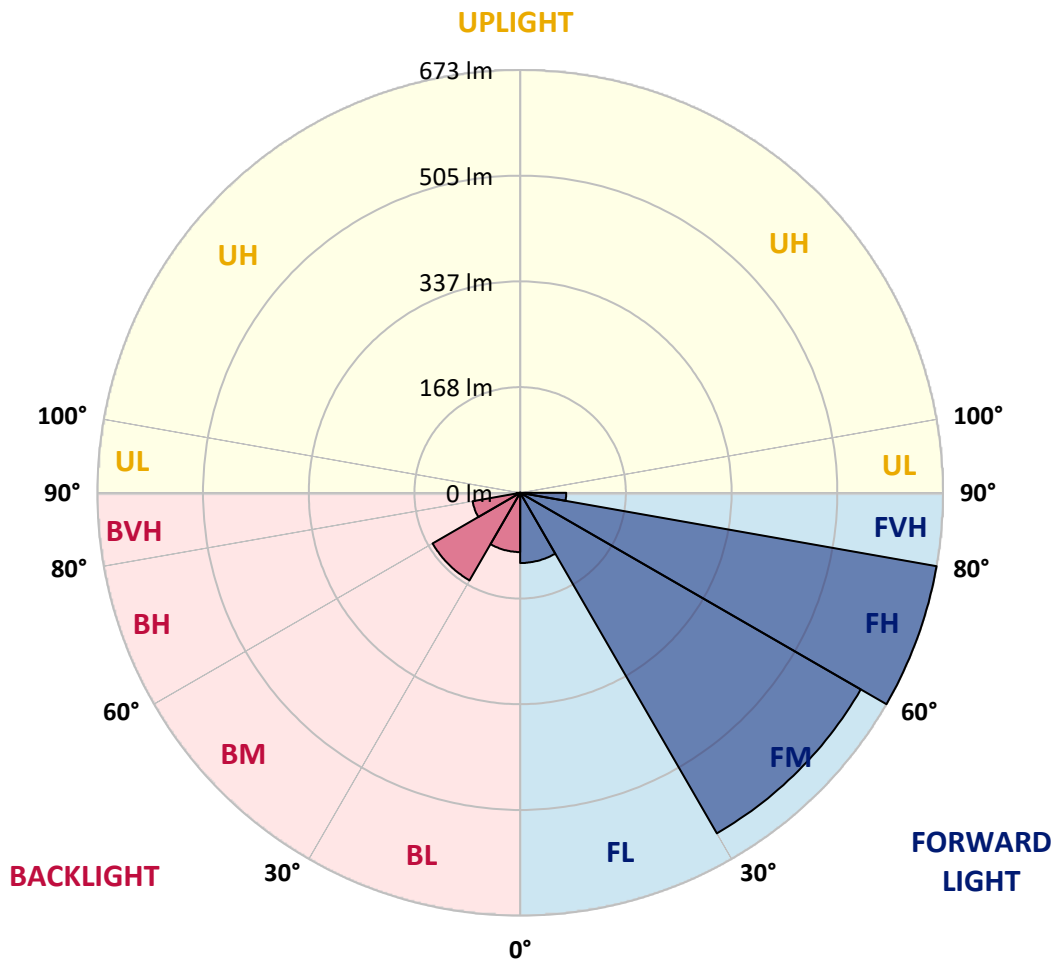
CATALOG NUMBER: EMM-F01-LED-E1-SLL-8030

**LUMINAIRE CLASSIFICATION SYSTEM LUMEN TABLE AND BUG RATING:**

Zone		Lumens	% Fixture	Zone Rating/Lumen Limit		
				B	U	G
FL	(0°-30°)	111.8	6.1			
FM	(30°-60°)	626.0	34.4			
FH	(60°-80°)	673.2	36.9			G1/1800
FVH	(80°-90°)	73.3	4.0			G1/100
BL	(0°-30°)	94.3	5.2	B0/110		
BM	(30°-60°)	161.0	8.8	B0/220		
BH	(60°-80°)	76.9	4.2	B0/110		G0/110
BVH	(80°-90°)	5.8	0.3			G0/10
UL	(90°-100°)	0.0	0.0		U0/0	
UH	(100°-180°)	0.0	0.0		U0/0	

**BUG Rating: B0-U0-G1**

Type IV Short





REPORT NUMBER: P141423

CATALOG NUMBER: EMM-F01-LED-E1-SLL-8030

**CANDELA DISTRIBUTION (FULL):**

	0°	5°	10°	15°	20°	25°	30°	35°	40°	45°	50°
0°	236.9	236.9	236.9	236.9	236.9	236.9	236.9	236.9	236.9	236.9	236.9
2.5°	237.1	237.4	237.4	237.1	236.9	237.1	236.7	237.1	236.9	236.7	236.9
5°	234.1	234.3	234.8	234.8	235.3	236.2	236.4	237.6	238.3	238.5	239.4
7.5°	226.9	228.1	228.8	229.7	231.1	233.4	235.0	237.8	239.9	241.8	244.3
10°	222.5	223.9	225.3	227.4	229.5	232.5	235.3	238.7	241.5	244.3	247.3
12.5°	223.7	225.3	227.1	228.8	232.0	234.8	238.3	242.5	243.9	246.6	249.2
15°	233.2	234.6	236.0	237.8	240.8	244.1	248.7	253.4	254.3	257.3	260.1
17.5°	245.9	246.2	248.5	251.8	254.5	259.9	265.5	271.7	275.7	277.5	279.2
20°	259.2	259.9	263.6	266.6	272.9	279.9	288.0	297.3	300.5	308.7	311.7
22.5°	278.9	278.7	283.1	287.3	294.3	301.7	313.5	326.3	333.7	340.0	342.3
25°	308.9	309.6	308.9	314.9	322.1	334.2	346.0	358.8	363.2	374.1	379.3
27.5°	338.6	344.0	351.2	353.0	361.8	375.8	385.1	398.8	409.4	412.5	420.8
30°	366.3	377.4	389.2	399.2	415.0	432.0	445.9	461.5	462.2	467.7	470.1
32.5°	394.4	411.8	429.2	442.0	457.3	479.8	505.6	530.9	547.4	564.4	555.8
35°	429.7	456.8	481.2	501.0	514.0	534.9	564.6	605.7	632.2	652.4	664.0
37.5°	461.9	503.0	540.4	568.5	600.4	615.2	634.7	664.5	694.9	713.7	723.4
40°	485.6	541.8	594.8	635.4	675.8	711.4	736.0	760.1	801.2	824.7	826.6
42.5°	504.2	575.7	639.6	697.9	757.4	807.1	836.8	867.4	919.7	946.9	944.8
45°	517.0	601.1	680.2	752.0	824.0	888.8	946.2	991.7	1045.1	1096.9	1086.4
47.5°	528.1	622.0	712.5	793.6	880.0	960.8	1032.3	1096.4	1167.0	1236.9	1241.1
50°	539.3	638.9	741.8	835.2	932.5	1034.0	1120.4	1202.8	1291.1	1380.0	1400.4
52.5°	554.6	658.0	769.0	873.0	986.1	1093.2	1189.6	1292.2	1401.4	1487.3	1545.4
55°	577.6	684.4	802.6	910.9	1034.2	1152.2	1258.8	1377.2	1477.5	1583.7	1666.4
57.5°	615.2	719.7	841.7	952.2	1080.6	1205.6	1316.4	1440.6	1536.3	1654.1	1757.9
60°	662.8	767.8	885.8	1001.2	1135.2	1280.6	1392.3	1484.3	1580.2	1699.3	1824.3
62.5°	716.9	822.1	939.7	1058.8	1211.2	1368.6	1464.5	1517.0	1600.6	1730.5	1867.3
65°	764.6	873.0	990.3	1116.6	1289.0	1468.0	1512.1	1525.4	1603.7	1743.0	1885.8
67.5°	803.6	928.3	1037.7	1163.5	1370.9	1531.2	1513.1	1486.6	1562.5	1712.6	1850.3
70°	824.0	952.9	1060.2	1167.7	1388.4	1540.0	1476.6	1404.6	1439.2	1586.0	1701.2
72.5°	801.5	933.6	1018.4	1085.3	1284.1	1431.3	1350.5	1214.6	1246.2	1388.4	1418.1
75°	713.2	872.8	922.2	919.9	1027.0	1103.2	1044.6	958.0	1038.6	1097.8	1067.4
77.5°	532.5	714.9	742.5	691.6	714.4	778.5	723.2	790.6	888.3	915.0	857.4
80°	334.9	523.9	527.0	463.6	451.5	476.6	547.9	691.2	784.5	779.0	702.8
82.5°	186.5	339.8	372.1	314.0	299.1	360.7	487.9	564.1	551.8	547.2	448.0
85°	127.5	232.0	283.6	272.0	300.8	359.7	400.2	357.7	344.4	293.3	238.1
87.5°	51.8	104.5	175.8	202.1	214.4	263.1	230.4	187.7	144.5	137.0	117.7
90°	0.0	0.0	0.0	0.0	0.0	0.0	0.0	0.0	0.0	0.0	0.0



REPORT NUMBER: P141423

CATALOG NUMBER: EMM-F01-LED-E1-SLL-8030

**CANDELA DISTRIBUTION (continued):**

	55°	60°	65°	70°	75°	80°	85°	90°	95°	100°	105°
0°	236.9	236.9	236.9	236.9	236.9	236.9	236.9	236.9	236.9	236.9	236.9
2.5°	236.2	236.7	236.7	236.9	237.1	237.4	237.4	237.4	237.6	237.8	237.6
5°	239.7	240.4	240.8	240.8	241.3	241.8	242.2	242.0	242.7	243.2	243.4
7.5°	245.3	246.6	247.8	248.7	249.2	249.2	249.2	248.5	249.2	249.4	249.7
10°	249.2	250.8	251.1	252.0	251.8	251.5	251.1	250.6	250.8	251.3	252.0
12.5°	250.4	252.0	252.5	253.1	252.9	252.7	251.8	251.8	251.5	252.2	252.9
15°	259.9	261.3	263.6	261.5	261.7	259.9	258.3	257.3	256.9	257.3	257.8
17.5°	281.7	284.0	283.1	279.9	279.6	275.7	275.0	270.3	270.3	270.3	268.9
20°	311.7	311.4	309.8	306.6	299.6	298.2	293.1	289.4	285.9	285.2	283.6
22.5°	344.4	340.9	340.0	333.3	328.9	320.5	312.8	310.0	306.8	306.1	305.9
25°	376.2	377.6	370.9	367.6	356.5	349.1	344.7	337.7	337.7	336.8	335.6
27.5°	416.2	420.8	413.4	408.8	398.3	387.8	380.2	376.0	371.6	368.6	360.2
30°	472.6	475.6	470.5	461.0	448.0	429.4	419.0	414.3	406.2	396.0	382.3
32.5°	552.0	547.9	530.4	513.7	496.8	479.1	466.6	458.2	445.7	425.2	399.2
35°	654.9	618.9	597.1	574.1	554.6	534.9	525.3	510.2	481.7	448.5	413.6
37.5°	705.6	689.5	664.5	647.3	624.0	604.3	582.7	556.9	520.0	472.4	424.1
40°	807.1	776.9	757.4	737.8	709.3	682.3	653.1	611.5	552.0	492.8	432.2
42.5°	913.7	891.4	856.1	830.0	808.7	764.1	717.6	659.6	584.8	511.4	439.6
45°	1052.5	1001.4	957.8	935.7	893.7	839.3	785.2	702.3	615.0	530.9	448.0
47.5°	1192.1	1126.4	1081.3	1040.2	995.4	922.5	838.2	739.5	638.2	547.2	455.0
50°	1341.9	1255.3	1203.3	1154.0	1080.2	991.9	884.6	770.1	662.4	562.5	461.2
52.5°	1494.3	1384.9	1310.6	1253.2	1161.7	1052.5	926.7	801.9	688.1	577.4	466.3
55°	1631.3	1528.6	1432.7	1344.2	1234.2	1107.3	965.2	830.5	711.4	592.9	469.6
57.5°	1755.5	1666.1	1551.6	1433.0	1300.8	1158.2	1000.7	861.4	733.2	604.3	469.4
60°	1840.8	1788.5	1669.6	1524.9	1370.5	1204.9	1043.5	895.8	752.5	612.4	467.5
62.5°	1902.1	1891.6	1787.8	1613.4	1427.4	1246.9	1084.8	924.3	766.4	613.4	459.6
65°	1940.4	1953.2	1880.3	1669.6	1459.2	1279.0	1105.3	926.9	756.4	598.0	438.7
67.5°	1916.3	1949.2	1879.8	1645.2	1428.8	1249.0	1075.3	884.2	703.2	550.4	391.8
70°	1766.5	1815.9	1747.4	1483.6	1279.9	1133.4	965.0	759.4	605.0	453.3	309.6
72.5°	1385.6	1450.8	1390.9	1210.0	1059.5	936.9	811.9	596.4	461.2	333.0	208.1
75°	955.9	981.0	945.2	820.3	774.1	726.2	609.4	400.9	304.7	205.5	122.4
77.5°	741.6	650.8	582.2	531.1	530.2	521.4	398.8	239.9	182.3	113.1	68.0
80°	557.6	437.8	361.4	316.1	328.6	367.4	232.5	123.1	94.3	62.5	41.8
82.5°	366.9	279.4	223.0	197.4	199.5	230.4	116.8	67.8	46.4	35.5	27.2
85°	223.7	217.1	193.7	175.8	162.1	158.4	90.8	52.0	25.8	18.3	13.9
87.5°	109.2	129.4	157.9	160.0	137.5	116.6	47.1	14.9	10.9	5.8	4.2
90°	0.0	0.0	0.0	0.0	0.0	0.0	0.0	0.0	0.0	0.0	0.0





REPORT NUMBER: P141423

CATALOG NUMBER: EMM-F01-LED-E1-SLL-8030

**CANDELA DISTRIBUTION (continued):**

	110°	115°	120°	125°	130°	135°	140°	145°	150°	155°	160°
0°	236.9	236.9	236.9	236.9	236.9	236.9	236.9	236.9	236.9	236.9	236.9
2.5°	237.8	239.0	238.5	238.3	238.3	239.4	239.4	239.0	239.0	239.2	239.2
5°	243.4	244.6	244.1	244.3	244.8	245.0	245.7	245.0	244.6	245.0	244.8
7.5°	249.9	251.1	250.8	251.3	251.8	252.2	252.7	252.5	252.0	252.0	251.8
10°	252.7	255.0	255.9	256.9	258.0	258.5	259.2	259.2	258.3	258.3	257.1
12.5°	254.5	256.4	258.7	260.1	262.2	263.8	264.5	264.8	264.1	263.1	262.0
15°	258.5	259.9	262.2	263.6	266.2	268.2	269.6	269.4	268.5	265.9	262.4
17.5°	268.2	268.0	268.9	269.9	270.6	271.7	271.3	269.2	264.8	260.1	255.2
20°	282.9	282.6	281.2	279.2	276.6	273.4	268.2	262.0	254.5	246.2	238.7
22.5°	303.5	301.5	299.6	294.0	285.2	274.3	261.0	248.7	239.9	231.8	223.7
25°	330.9	325.8	316.8	303.8	289.8	273.6	254.3	237.8	226.7	217.1	209.0
27.5°	348.1	336.3	321.2	303.3	284.7	263.8	242.5	226.2	213.7	203.2	193.9
30°	362.8	341.4	320.3	297.5	274.0	252.5	229.9	212.5	197.9	186.3	175.1
32.5°	370.9	342.3	315.9	288.7	263.1	238.5	214.1	195.3	181.4	167.0	151.7
35°	376.0	339.5	307.5	276.8	248.7	223.2	197.6	177.0	158.6	141.0	125.6
37.5°	377.4	334.9	296.6	263.6	231.5	203.7	179.5	155.4	137.0	118.0	100.3
40°	376.7	326.1	282.9	242.9	209.3	182.3	158.9	136.8	116.6	99.6	82.7
42.5°	373.9	316.1	266.6	226.0	192.1	166.3	144.7	122.4	104.3	86.2	71.8
45°	373.0	306.3	254.3	213.0	180.5	155.1	134.0	112.4	93.4	76.2	61.8
47.5°	370.9	297.5	242.9	203.0	170.9	146.5	124.7	103.6	83.8	68.3	54.3
50°	366.3	288.0	234.6	195.3	163.0	138.0	115.7	92.9	73.6	58.3	47.6
52.5°	361.4	281.9	229.2	187.7	154.7	127.7	105.7	82.7	64.6	50.2	42.0
55°	356.5	277.3	222.0	178.6	143.8	117.3	95.0	73.9	56.9	44.6	38.8
57.5°	351.2	271.0	213.2	167.0	131.5	105.7	83.4	63.4	49.5	40.2	36.2
60°	346.7	262.2	197.9	150.7	115.0	89.4	69.2	53.0	42.0	36.2	34.6
62.5°	335.1	245.3	175.8	126.8	93.4	69.9	52.7	41.3	35.3	32.5	32.7
65°	307.0	207.4	139.6	98.9	65.5	46.9	37.6	31.6	28.8	28.8	29.5
67.5°	258.7	157.9	98.9	62.9	43.0	33.9	28.8	26.2	25.8	26.2	27.4
70°	183.2	102.4	62.0	41.1	32.3	27.4	24.9	23.9	23.5	23.9	24.4
72.5°	112.9	60.4	39.5	32.0	27.6	24.6	23.0	22.3	22.1	22.1	21.8
75°	61.5	40.4	31.6	27.9	25.1	22.8	21.1	20.0	19.7	20.0	19.5
77.5°	39.2	31.6	28.1	25.8	23.2	20.2	18.8	17.9	17.9	17.7	17.2
80°	30.7	28.1	25.8	23.5	19.5	17.2	15.8	15.6	15.3	15.1	15.1
82.5°	23.0	22.3	21.1	19.0	15.6	13.7	13.0	13.0	12.8	12.1	12.1
85°	13.2	13.0	13.9	12.3	10.5	9.1	9.1	9.3	9.5	9.3	8.6
87.5°	4.4	3.7	3.9	3.9	3.3	2.6	3.5	4.2	3.9	3.5	4.2
90°	0.0	0.0	0.0	0.0	0.0	0.0	0.0	0.0	0.0	0.0	0.0



REPORT NUMBER: P141423

CATALOG NUMBER: EMM-F01-LED-E1-SLL-8030

**CANDELA DISTRIBUTION (continued):**

	165°	170°	175°	180°	185°	190°	195°	200°	205°	210°	215°
0°	236.9	236.9	236.9	236.9	236.9	236.9	236.9	236.9	236.9	236.9	236.9
2.5°	238.5	239.0	239.9	239.0	238.5	238.5	238.1	238.3	237.6	236.9	237.1
5°	244.3	243.9	244.3	243.6	242.2	242.0	241.1	241.1	240.1	239.2	238.7
7.5°	250.8	250.1	250.4	249.0	247.3	246.2	245.0	244.6	243.4	242.0	241.1
10°	255.9	255.2	254.8	253.1	251.1	249.9	248.3	247.3	246.2	244.3	243.4
12.5°	259.2	257.6	256.6	253.8	252.0	250.8	249.0	248.5	247.1	245.5	244.8
15°	258.5	254.8	252.0	248.7	246.2	244.6	242.9	242.5	241.8	241.1	239.7
17.5°	247.1	242.5	239.4	232.7	229.0	227.4	227.1	226.9	226.4	226.4	224.8
20°	231.3	226.0	221.3	214.8	209.9	208.3	203.9	202.8	201.4	202.8	201.4
22.5°	217.1	210.4	205.1	199.7	193.9	189.3	183.5	180.7	176.7	175.8	176.3
25°	202.1	193.7	187.0	180.7	174.4	167.9	162.6	158.6	156.1	152.6	149.3
27.5°	183.7	176.7	167.7	162.6	155.1	147.9	142.4	138.2	133.5	130.8	126.1
30°	165.1	154.4	145.4	138.2	130.1	126.6	121.2	116.8	112.6	109.6	105.7
32.5°	141.0	129.8	120.3	111.9	106.4	101.5	98.2	94.5	92.4	89.9	87.3
35°	115.4	101.5	90.1	86.4	80.1	80.4	78.7	76.9	75.2	72.9	72.7
37.5°	87.1	76.2	68.7	64.1	63.2	61.8	62.0	61.8	61.3	60.6	60.6
40°	69.0	59.2	54.3	53.4	53.4	53.2	53.0	53.0	53.0	52.5	52.3
42.5°	59.0	52.0	50.4	49.9	49.5	49.2	48.8	48.1	48.1	47.6	46.9
45°	52.0	48.1	47.6	47.1	47.1	46.4	45.8	45.3	45.1	44.8	44.4
47.5°	47.6	45.5	45.1	44.6	44.4	43.9	43.2	42.5	42.3	42.0	42.0
50°	42.7	41.3	41.3	41.3	40.6	40.2	39.5	39.0	39.0	38.8	38.6
52.5°	39.2	38.6	38.3	38.1	37.6	36.9	36.5	36.2	36.0	36.2	36.0
55°	37.6	37.2	36.9	36.5	36.0	35.3	34.8	34.1	33.9	34.4	34.4
57.5°	35.8	35.5	35.3	34.8	34.4	33.4	32.7	32.3	32.3	33.0	32.7
60°	35.1	34.8	34.6	34.4	33.7	32.5	31.4	30.9	30.9	31.6	31.6
62.5°	33.4	33.2	33.0	32.7	31.8	30.9	29.7	29.3	29.5	30.0	30.7
65°	30.4	30.7	30.4	30.4	29.7	29.0	28.3	27.9	27.6	27.9	28.6
67.5°	27.6	27.9	27.9	27.9	27.6	26.9	26.5	25.8	25.3	25.5	25.8
70°	25.1	25.3	25.5	25.5	25.1	24.4	23.7	23.0	22.8	23.0	23.0
72.5°	22.3	22.3	22.3	22.5	22.3	22.1	21.1	20.2	20.2	20.0	20.2
75°	19.5	19.5	19.5	19.5	19.0	19.0	18.6	17.7	17.4	17.7	17.9
77.5°	17.2	16.7	16.5	16.5	16.5	16.0	15.8	15.8	15.6	15.6	15.6
80°	14.2	13.7	13.2	13.0	13.2	13.2	13.7	13.7	13.5	13.5	13.5
82.5°	11.1	10.2	10.0	10.0	9.5	10.0	10.9	12.1	11.6	11.8	11.8
85°	8.1	7.2	6.7	6.7	6.3	7.2	8.4	9.3	8.8	9.3	9.1
87.5°	3.7	3.5	2.8	2.3	2.8	4.2	4.9	5.1	4.4	5.3	5.3
90°	0.0	0.0	0.0	0.0	0.0	0.0	0.0	0.0	0.0	0.0	0.0



REPORT NUMBER: P141423

CATALOG NUMBER: EMM-F01-LED-E1-SLL-8030

**CANDELA DISTRIBUTION (continued):**

	220°	225°	230°	235°	240°	245°	250°	255°	260°	265°	270°
0°	236.9	236.9	236.9	236.9	236.9	236.9	236.9	236.9	236.9	236.9	236.9
2.5°	238.1	237.1	236.9	237.1	236.7	237.4	237.4	237.1	237.1	236.9	237.4
5°	239.4	238.3	237.6	237.6	237.1	237.8	237.4	237.1	236.9	236.9	236.9
7.5°	241.5	239.9	238.7	238.1	237.1	237.1	236.4	235.7	235.3	235.0	235.0
10°	243.4	241.1	239.2	237.6	236.2	235.0	233.9	232.2	231.8	231.3	231.5
12.5°	243.2	240.6	237.8	235.3	232.0	230.6	227.6	225.7	225.7	224.6	225.3
15°	238.1	233.6	229.7	225.5	221.6	218.8	215.1	213.0	211.8	211.6	213.2
17.5°	222.7	218.5	214.8	210.2	205.1	203.2	200.7	199.7	199.0	200.2	201.4
20°	202.1	196.7	193.2	190.4	190.4	190.0	188.8	187.2	185.8	185.6	187.0
22.5°	172.8	170.7	171.4	169.5	169.5	168.6	170.5	167.4	169.1	167.7	168.4
25°	148.4	147.5	147.0	146.8	146.8	148.4	148.2	148.6	147.0	147.9	147.7
27.5°	126.3	125.2	123.6	124.5	125.4	126.6	127.0	127.3	128.7	126.1	127.0
30°	105.2	103.3	104.5	103.6	104.0	103.8	103.8	103.8	104.7	106.6	105.2
32.5°	86.2	85.2	86.4	84.8	85.0	85.0	84.5	83.8	84.3	82.2	83.8
35°	71.3	70.1	71.1	70.4	69.7	67.8	67.1	66.0	66.2	65.7	65.5
37.5°	59.7	59.5	58.8	58.8	58.3	58.1	56.9	57.1	57.4	57.8	57.8
40°	51.6	51.3	51.1	51.6	51.8	52.0	52.5	53.0	53.6	54.3	55.0
42.5°	46.9	46.9	46.9	47.8	48.5	49.7	50.4	51.3	52.3	53.4	54.3
45°	44.1	43.9	44.4	45.1	46.2	47.4	48.5	49.9	51.3	52.5	53.2
47.5°	41.8	41.6	42.0	42.7	43.9	45.8	47.4	49.0	50.6	51.8	52.3
50°	38.8	38.8	39.0	39.7	40.9	42.5	44.1	46.0	47.6	48.5	49.0
52.5°	36.5	36.7	36.7	37.4	38.6	39.9	41.6	43.2	44.4	45.1	46.0
55°	34.1	34.6	34.6	35.3	36.5	38.1	40.2	41.6	43.0	43.9	44.6
57.5°	32.5	32.7	32.7	33.7	35.1	36.5	38.6	40.4	42.0	43.2	44.1
60°	31.1	31.4	31.1	32.3	33.4	35.1	36.9	39.0	41.3	43.0	43.7
62.5°	30.0	30.0	29.7	30.7	31.4	32.3	33.9	36.2	38.3	39.7	40.4
65°	28.6	28.6	28.1	29.0	29.0	30.4	31.6	33.7	35.3	36.9	37.4
67.5°	25.8	26.2	26.0	26.7	27.6	28.6	30.0	31.6	33.2	34.4	35.1
70°	23.0	23.2	23.9	24.4	25.3	25.8	26.9	28.1	29.7	30.4	31.1
72.5°	20.4	20.7	21.1	21.6	22.5	23.0	23.9	24.9	26.2	26.9	27.6
75°	17.9	18.1	18.3	18.8	19.3	19.7	20.2	21.1	22.1	23.0	23.7
77.5°	15.3	15.6	16.3	16.0	16.5	16.7	17.4	17.9	18.3	19.3	20.2
80°	13.5	13.2	13.7	13.9	14.4	14.4	14.9	14.9	15.6	15.6	15.8
82.5°	11.4	11.1	11.6	12.3	12.5	12.5	13.0	12.1	11.8	12.1	12.8
85°	8.6	8.8	9.1	10.0	10.2	10.2	10.7	10.0	9.1	9.1	9.5
87.5°	4.9	3.7	5.3	6.3	6.3	6.5	7.0	6.7	6.5	5.1	5.3
90°	0.0	0.0	0.0	0.0	0.0	0.0	0.0	0.0	0.0	0.0	0.0



REPORT NUMBER: P141423  
 CATALOG NUMBER: EMM-F01-LED-E1-SLL-8030

REPORT N  
 CATALOG

**CANDELA DISTRIBUTION (continued):**

**CANDELA**

	275°	280°	285°	290°	295°	300°	305°	310°	315°	320°	325°	
0°	236.9	236.9	236.9	236.9	236.9	236.9	236.9	236.9	236.9	236.9	236.9	0°
2.5°	237.1	237.4	237.6	237.8	238.1	237.8	238.3	237.8	238.1	237.6	237.4	2.5°
5°	236.9	237.1	237.1	237.6	237.8	237.1	237.6	236.9	236.9	236.4	235.7	5°
7.5°	235.3	235.7	235.7	236.2	236.2	235.5	235.5	234.1	233.6	232.0	230.9	7.5°
10°	232.0	232.7	233.2	234.1	234.6	233.4	232.7	231.1	229.2	227.4	225.5	10°
12.5°	226.4	226.7	228.3	229.7	230.4	231.1	230.6	230.4	228.5	227.4	226.7	12.5°
15°	213.7	215.5	217.1	220.4	222.7	225.3	227.1	229.2	230.2	231.3	231.8	15°
17.5°	202.5	204.6	205.8	208.6	210.9	214.8	219.7	225.0	228.8	233.4	237.8	17.5°
20°	187.0	190.4	191.4	195.8	198.8	203.9	209.3	216.0	223.4	230.6	238.5	20°
22.5°	169.5	171.2	173.0	177.7	181.4	187.9	196.0	205.3	213.9	223.9	235.3	22.5°
25°	148.4	150.5	152.4	157.5	162.8	168.8	178.6	190.0	200.9	214.1	229.0	25°
27.5°	127.5	129.1	132.4	136.1	142.1	148.6	160.7	173.3	185.8	201.8	219.5	27.5°
30°	105.7	107.3	108.9	113.3	119.6	127.3	138.2	153.0	167.9	185.1	206.0	30°
32.5°	84.8	85.2	88.5	91.7	97.1	103.6	115.4	129.8	145.8	166.8	187.4	32.5°
35°	66.2	69.0	70.4	74.8	78.0	84.8	94.8	108.0	124.7	145.8	168.1	35°
37.5°	58.8	59.7	61.5	64.8	69.2	75.2	82.2	92.4	106.8	124.7	145.6	37.5°
40°	56.0	56.9	58.3	60.8	65.0	70.6	76.4	84.5	95.7	109.9	128.7	40°
42.5°	55.0	55.3	55.7	58.1	62.2	68.5	75.5	83.1	91.7	103.1	118.0	42.5°
45°	53.9	53.9	54.1	55.7	59.5	66.0	74.8	84.5	94.3	104.5	117.1	45°
47.5°	53.0	53.2	53.0	53.6	56.4	62.7	72.5	84.3	97.3	110.5	124.3	47.5°
50°	49.2	49.2	49.5	49.7	51.8	57.8	67.4	80.4	96.4	114.3	133.1	50°
52.5°	46.2	46.7	46.7	47.1	48.5	53.4	62.9	76.6	94.1	115.0	140.3	52.5°
55°	45.3	45.8	46.0	46.0	46.9	51.1	60.2	73.2	91.5	114.3	143.1	55°
57.5°	44.6	45.1	45.3	45.1	45.8	49.2	57.6	70.4	88.7	112.6	144.2	57.5°
60°	43.9	44.1	43.7	43.2	43.4	46.4	53.9	66.4	85.5	110.3	143.8	60°
62.5°	40.6	40.9	40.4	39.9	39.5	41.8	48.5	60.8	78.7	105.0	140.0	62.5°
65°	37.9	37.9	37.9	37.4	36.9	38.3	43.2	53.6	69.2	95.5	131.5	65°
67.5°	35.5	35.3	35.3	35.1	34.6	35.1	38.1	45.3	57.4	80.4	115.9	67.5°
70°	31.8	31.6	31.8	31.6	31.1	31.1	32.5	36.5	44.6	59.0	90.1	70°
72.5°	28.1	28.3	28.8	28.8	28.8	29.0	29.0	30.2	34.6	42.3	61.3	72.5°
75°	24.2	24.4	25.1	26.0	25.5	25.8	25.8	26.5	28.8	33.4	43.0	75°
77.5°	20.4	21.1	22.1	22.3	21.6	21.6	22.1	23.2	25.3	28.1	32.7	77.5°
80°	16.7	17.7	17.9	18.3	18.6	18.6	19.0	20.0	22.1	25.5	29.3	80°
82.5°	13.2	13.9	14.6	15.3	15.8	16.5	16.7	17.2	19.3	22.8	26.9	82.5°
85°	10.0	10.7	11.6	12.3	12.8	13.5	13.2	13.5	14.6	17.4	20.4	85°
87.5°	6.0	6.0	6.7	7.0	7.2	7.2	7.7	6.7	7.2	9.3	11.1	87.5°
90°	0.0	0.0	0.0	0.0	0.0	0.0	0.0	0.0	0.0	0.0	0.0	90°



NUMBER: P141423

NUMBER: EMM-F01-LED-E1-SLL-8030

**DISTRIBUTION (continued):**

330°	335°	340°	345°	350°	355°	360°
236.9	236.9	236.9	236.9	236.9	236.9	236.9
237.6	237.4	237.1	237.4	237.8	237.8	237.1
236.0	235.3	234.8	234.8	234.8	234.6	234.1
230.4	229.2	228.5	228.1	227.8	227.8	226.9
224.3	223.7	222.3	221.8	222.0	222.7	222.5
225.7	223.7	223.0	223.0	222.7	223.9	223.7
233.4	233.4	232.5	232.2	231.8	233.2	233.2
241.5	243.6	244.6	243.6	243.9	244.1	245.9
245.9	252.0	255.2	257.8	258.0	259.4	259.2
246.6	257.6	266.2	271.7	276.8	279.4	278.9
243.2	258.3	273.4	287.5	298.2	304.0	308.9
238.5	256.4	275.9	295.9	313.3	328.9	338.6
227.6	250.4	275.4	301.0	325.8	348.1	366.3
212.3	238.5	268.5	302.2	337.0	367.9	394.4
191.8	219.9	256.4	297.7	343.7	389.7	429.7
169.8	200.7	240.6	290.3	347.2	407.1	461.9
150.5	180.9	224.6	280.8	346.7	418.5	485.6
138.0	166.5	210.6	271.7	344.4	425.0	504.2
133.8	159.6	201.4	264.5	343.0	429.7	517.0
139.3	161.6	199.3	261.3	342.6	435.0	528.1
152.4	173.3	207.2	266.6	346.7	440.3	539.3
164.7	189.5	224.3	281.9	362.3	455.9	554.6
174.6	207.2	242.9	302.2	384.6	480.1	577.6
180.2	220.9	267.1	330.3	415.0	515.6	615.2
182.5	230.4	287.8	359.7	453.3	556.2	662.8
181.6	234.8	302.6	386.7	487.9	600.8	716.9
175.8	234.8	311.9	408.3	517.0	636.4	764.6
161.9	226.7	312.8	420.8	539.3	666.3	803.6
136.3	203.2	297.3	419.4	546.2	675.8	824.0
95.5	151.7	248.0	379.0	516.5	653.3	801.5
59.2	94.5	177.7	293.1	429.9	554.4	713.2
41.6	57.4	101.7	185.6	295.9	413.2	532.5
34.6	42.3	58.1	102.2	177.9	254.5	334.9
30.0	34.1	40.4	58.3	90.6	135.6	186.5
22.3	24.9	27.9	38.3	57.1	83.8	127.5
9.1	10.2	11.4	15.3	35.1	48.3	51.8
0.0	0.0	0.0	0.0	0.0	0.0	0.0

(END OF REPORT)